

**TufTile, Inc. 905 Telser Rd.,  
Lake Zurich, IL 60047 USA**

**DETECTABLE WARNING PRODUCTS**

**EMAIL ORDERS TO:**

**SALES@TUFTILE.COM**

**CUSTOMER SERVICE 888.960.8897**

**TufTile®**

**16 GA. GALVANIZED STEEL**

**LINEAR TILES**

**RADIUS WEDGES**

SIZE	SQ. FT.	UNIT WEIGHT	PALLET WEIGHT	UNITS / PALLET
1'x1'	1	2.5	147	<b>48</b>
2'x1'	2	5.5	293	<b>48</b>
2'x2'	4	10	528	<b>48</b>
2'x3'	6	15	397	<b>24</b>
2'x4'	8	20	528	<b>24</b>
2'x5'	10	25	656	<b>24</b>
3'x1'	3	7.5	385	<b>48</b>

SIZE	SQ. FT.	UNIT WEIGHT	ORDER ANY QUANTITY - NO MINIMUM
15R	1.18	6.5	
20R	0.94	4.9	
25R	0.80	4.2	
30R	0.71	3.7	

**ACCESSORIES**

**ORDER INCREMENT**

OPTIONAL: Oval Metal Connector for Straight, Wet-Set Tile-to-Tile Connections. Use 1, 2, or 3 connectors per tile pair	1
Stainless Steel Screws	1- Bag/25
Wet-Set Anchors	1- Bag/25
Surface-Applied Drive Pins	1- Bag/25
Anchor Wrench	1
Wire Twist Bit for Wet-Set Wedges	1
10 oz. Sealant Tube	1 Tube
1/4" Drill Bit	1 Bit

GALVANIZED STEEL  
WET-SET

GALVANIZED STEEL  
WET-SET RADIUS WEDGE

GALVANIZED STEEL  
SURFACE-APPLIED









GALVANIZED STEEL  
SURFACE-APPLIED RADIUS WEDGE

**TufTile**<sup>®</sup>

**16 GAUGE GALVANIZED STEEL: WET-SET REPLACEABLE**

								
COLOR #	FED: 22144	FED: 20109	FED: 33538	FED: 37038	FED: 31350	FED: 36118		
SIZE	BRD - BRICK RED	CRD - COLONIAL RED	YEL - YELLOW	BLK - BLACK	SRD - SAFETY RED	GRY - DARK GRAY	PCP - POWDER COAT PATINA	NAT - NO POWDER COAT
1'x1'	GV121216-WS-BRD	GV121216-WS-CRD	GV121216-WS-YEL	GV121216-WS-BLK	GV121216-WS-SRD	GV121216-WS-GRY	GV121216-WS-PCP	GV121216-WS-NAT
2'x1'	GV241216-WS-BRD	GV241216-WS-CRD	GV241216-WS-YEL	GV241216-WS-BLK	GV241216-WS-SRD	GV241216-WS-GRY	GV241216-WS-PCP	GV241216-WS-NAT
2'x2'	GV242416-WS-BRD	GV242416-WS-CRD	GV242416-WS-YEL	GV242416-WS-BLK	GV242416-WS-SRD	GV242416-WS-GRY	GV242416-WS-PCP	GV242416-WS-NAT
2'x3'	GV243616-WS-BRD	GV243616-WS-CRD	GV243616-WS-YEL	GV243616-WS-BLK	GV243616-WS-SRD	GV243616-WS-GRY	GV243616-WS-PCP	GV243616-WS-NAT
2'x4'	GV244816-WS-BRD	GV244816-WS-CRD	GV244816-WS-YEL	GV244816-WS-BLK	GV244816-WS-SRD	GV244816-WS-GRY	GV244816-WS-PCP	GV244816-WS-NAT
2'x5'	GV246016-WS-BRD	GV246016-WS-CRD	GV246016-WS-YEL	GV246016-WS-BLK	GV246016-WS-SRD	GV246016-WS-GRY	GV246016-WS-PCP	GV246016-WS-NAT
3'x1'	GV123616-WS-BRD	GV123616-WS-CRD	GV123616-WS-YEL	GV123616-WS-BLK	GV123616-WS-SRD	GV123616-WS-GRY	GV123616-WS-PCP	GV123616-WS-NAT
15R Wedge	GV15R16-WS-BRD	GV15R16-WS-CRD	GV15R16-WS-YEL	GV15R16-WS-BLK	GV15R16-WS-SDR	GV15R16-WS-GRY	GV15R16-WS-PCP	GV15R16-WS-NAT
20R Wedge	GV20R16-WS-BRD	GV20R16-WS-CRD	GV20R16-WS-YEL	GV20R16-WS-BLK	GV20R16-WS-SRD	GV20R16-WS-GRY	GV20R16-WS-PCP	GV20R16-WS-NAT
25R Wedge	GV25R16-WS-BRD	GV25R16-WS-CRD	GV25R16-WS-YEL	GV25R16-WS-BLK	GV25R16-WS-SDR	GV25R16-WS-GRY	GV25R16-WS-PCP	GV25R16-WS-NAT
30R Wedge	GV30R16-WS-BRD	GV30R16-WS-CRD	GV30R16-WS-YEL	GV30R16-WS-BLK	GV30R16-WS-SDR	GV30R16-WS-GRY	GV30R16-WS-PCP	GV30R16-WS-NAT

**16 GAUGE GALVANIZED STEEL: SURFACE-APPLIED REPLACEABLE**

								
COLOR #	FED: 22144	FED: 20109	FED: 33538	FED: 37038	FED: 31350	FED: 36118		
SIZE	BRD - BRICK RED	CRD - COLONIAL RED	YEL - YELLOW	BLK - BLACK	SRD - SAFETY RED	GRY - DARK GRAY	PCP - POWDER COAT PATINA	NAT - NO POWDER COAT
1'x1'	GV121216-SA-BRD	GV121216-SA-CRD	GV121216-SA-YEL	GV121216-SA-BLK	GV121216-SA-SRD	GV121216-SA-GRY	GV121216-SA-PCP	GV121216-SA-NAT
2'x1'	GV241216-SA-BRD	GV241216-SA-CRD	GV241216-SA-YEL	GV241216-SA-BLK	GV241216-SA-SRD	GV241216-SA-GRY	GV241216-SA-PCP	GV241216-SA-NAT
2'x2'	GV242416-SA-BRD	GV242416-SA-CRD	GV242416-SA-YEL	GV242416-SA-BLK	GV242416-SA-SRD	GV242416-SA-GRY	GV242416-SA-PCP	GV242416-SA-NAT
2'x3'	GV243616-SA-BRD	GV243616-SA-CRD	GV243616-SA-YEL	GV243616-SA-BLK	GV243616-SA-SRD	GV243616-SA-GRY	GV243616-SA-PCP	GV243616-SA-NAT
2'x4'	GV244816-SA-BRD	GV244816-SA-CRD	GV244816-SA-YEL	GV244816-SA-BLK	GV244816-SA-SRD	GV244816-SA-GRY	GV244816-SA-PCP	GV244816-SA-NAT
2'x5'	GV246016-SA-BRD	GV246016-SA-CRD	GV246016-SA-YEL	GV246016-SA-BLK	GV246016-SA-SRD	GV246016-SA-GRY	GV246016-SA-PCP	GV246016-SA-NAT
3'x1'	GV123616-SA-BRD	GV123616-SA-CRD	GV123616-SA-YEL	GV123616-SA-BLK	GV123616-SA-SRD	GV123616-SA-GRY	GV123616-SA-PCP	GV123616-SA-NAT
15R Wedge	GV15R16-SA-BRD	GV15R16-SA-CRD	GV15R16-SA-YEL	GV15R16-SA-BLK	GV15R16-SA-SDR	GV15R16-SA-GRY	GV15R16-SA-PCP	GV15R16-SA-NAT
20R Wedge	GV20R16-SA-BRD	GV20R16-SA-CRD	GV20R16-SA-YEL	GV20R16-SA-BLK	GV20R16-SA-SRD	GV20R16-SA-GRY	GV20R16-SA-PCP	GV20R16-SA-NAT
25R Wedge	GV25R16-SA-BRD	GV25R16-SA-CRD	GV25R16-SA-YEL	GV25R16-SA-BLK	GV25R16-SA-SDR	GV25R16-SA-GRY	GV25R16-SA-PCP	GV25R16-SA-NAT
30R Wedge	GV30R16-SA-BRD	GV30R16-SA-CRD	GV30R16-SA-YEL	GV30R16-SA-BLK	GV30R16-SA-SDR	GV30R16-SA-GRY	GV30R16-SA-PCP	GV30R16-SA-NAT

**ACCESSORIES**

24" Plastic TT Connector	TT-CONNECTOR	        
Oval Metal Connector	ST-187510-GRY	
Stainless Steel Screws	TT-SCREW-SQD	
Wet-Set Anchors	TT-ANCHORS-WS	
Surface-Applied Drive Pins	TT-DPIN-BAG	
Wire Twist Bit		
Anchor Wrench	TT-WRENCH	
10 oz. Sealant Tube	TT-SEALANT	
1/4" Drill Bit	DRILLBIT.250	