

30' WET SET

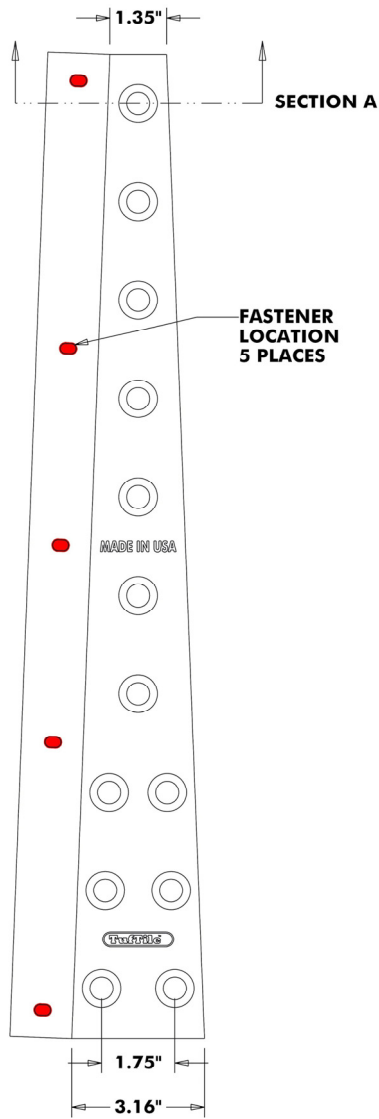
(REPLACEABLE)

CAST IRON DETECTABLE WARNING RADIUS—WEDGE TILE

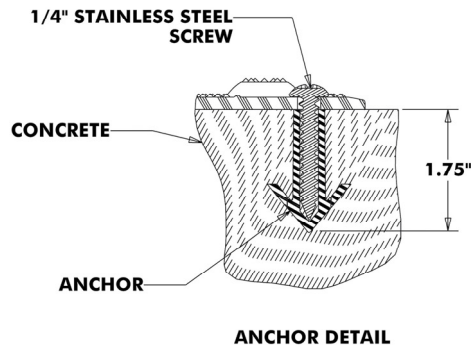
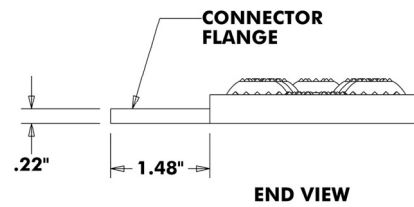
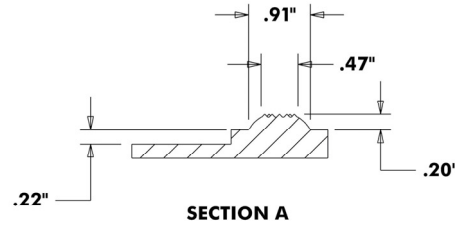
TEL 888-960-8897

FAX 847-550-8004

www.tuftile.com

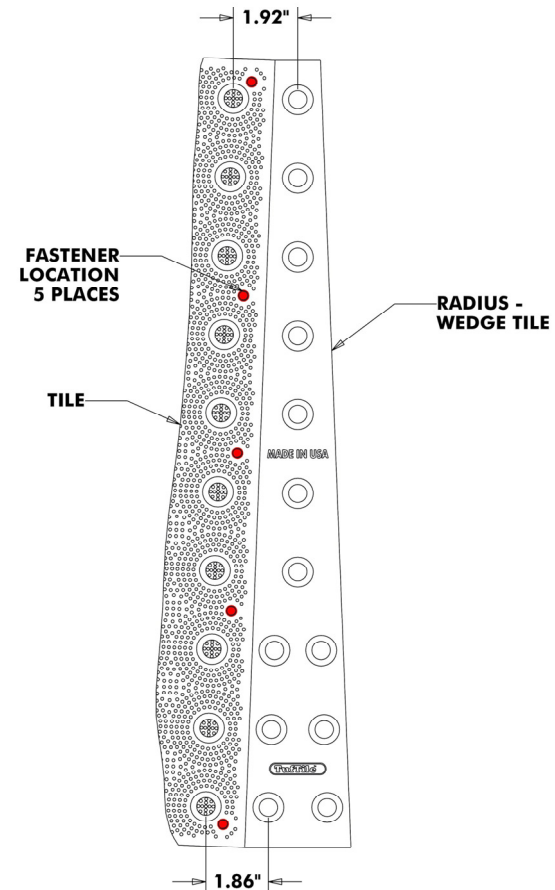


RADIUS - WEDGE TILE



NAME 30' CAST IRON WET-SET DETECTABLE WARNING RADIUS - WEDGE TILE		TufTile™ 905 Telser Rd Lake Zurich, IL 60047	
DRW NO TTCI30RW-WS-XXX	REVISED 08/10/19	REV 1	DATE 11/07/14
TOLERANCE +/- 0.050	SCALE	SCALE	DATE

NOTES: "XXX" DESIGNATES COLOR



CONNECTED VIEW